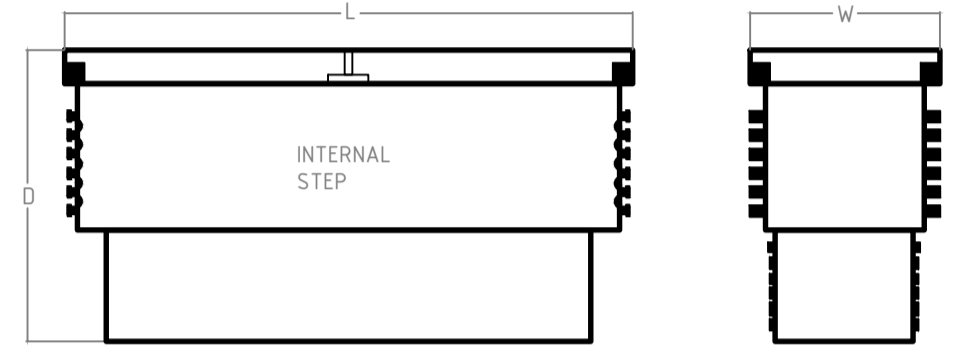
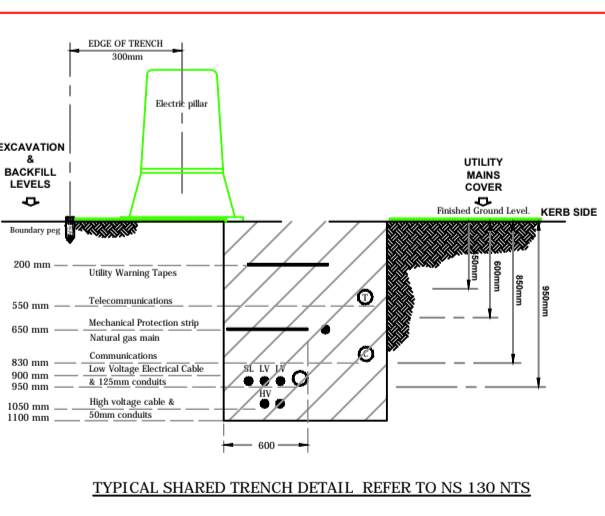
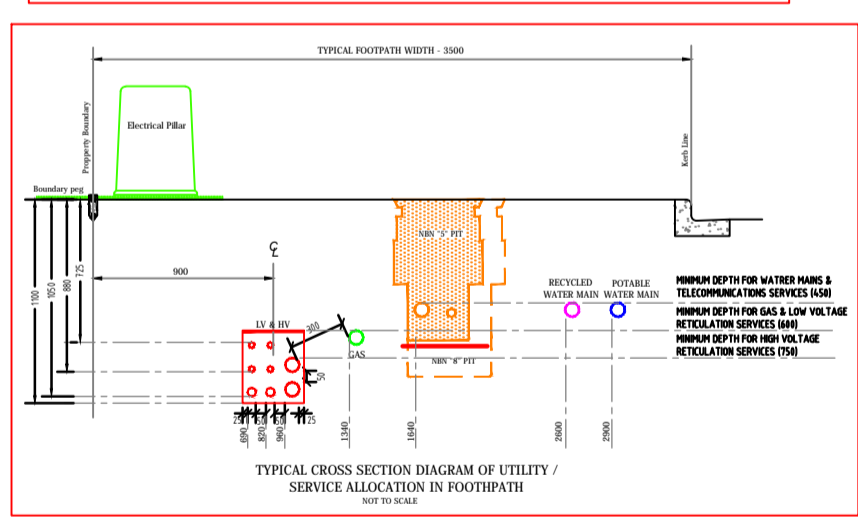
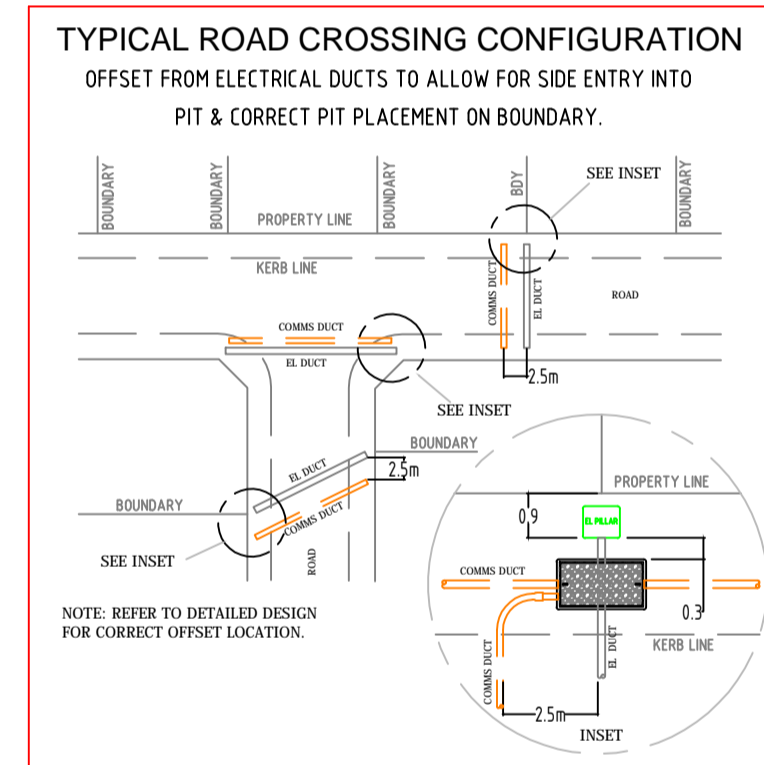




- NOTES:**
- ALL PIT & PIPE INFRASTRUCTURE IS TO BE INSTALLED ACCORDING TO NBN Co's CONDUIT AND PIT NETWORK GUIDELINES (DOCUMENT NUMBER NBN-TE-CTO-194 VERSION 7.0 OR LATER).
  - DENOTES SHARED TRENCHES
  - CONDUITS TO BE INSTALLED IN SHARED TRENCHES, BUT NOT VERTICALLY ABOVE OR BELOW OTHER UTILITIES. CONDUITS MAY BE INSTALLED WITHIN THE ENDEAVOUR ENERGY ASSET ALLOCATION SPACE IF MANDATORY RADIAL SEPARATION FROM OTHER SERVICES IS MAINTAINED AT ALL TIMES. MINIMUM SEPARATIONS ARE:  
 - GAS MAIN (±75mm) - 150mm  
 - GAS MAIN (±110mm) - 300mm  
 - LV CABLES - 100mm  
 - HV CABLES - 300mm  
 REFER TYPICAL CROSS SECTION DIAGRAM.
  - NO PITS TO BE INSTALLED WITHIN 15m FROM ANY PAD MOUNTED TRANSFORMER, i.e. NO PITS TO BE INSTALLED WITHIN THE EPR (Earth Potential Rise) ZONE.
  - PITS TO BE INSTALLED CLEAR OF PROPOSED DRIVEWAYS
  - EXCLUSIVE ROAD CROSSING
  - FOR REMOVAL/RELOCATION OF EXISTING COMMS POLES & OVERHEAD NETWORK - DEVELOPER AND/OR PROJECT MANAGER IS TO LIAISE WITH:  
 \* TELSTRA - NETWORK INTEGRITY SERVICES  
 PH: 1800 810 443 - NetworkIntegrity@team.telstra.com  
 \* NBN RELOCATION WORKS GROUP  
 RelocationWorks@nbnco.au

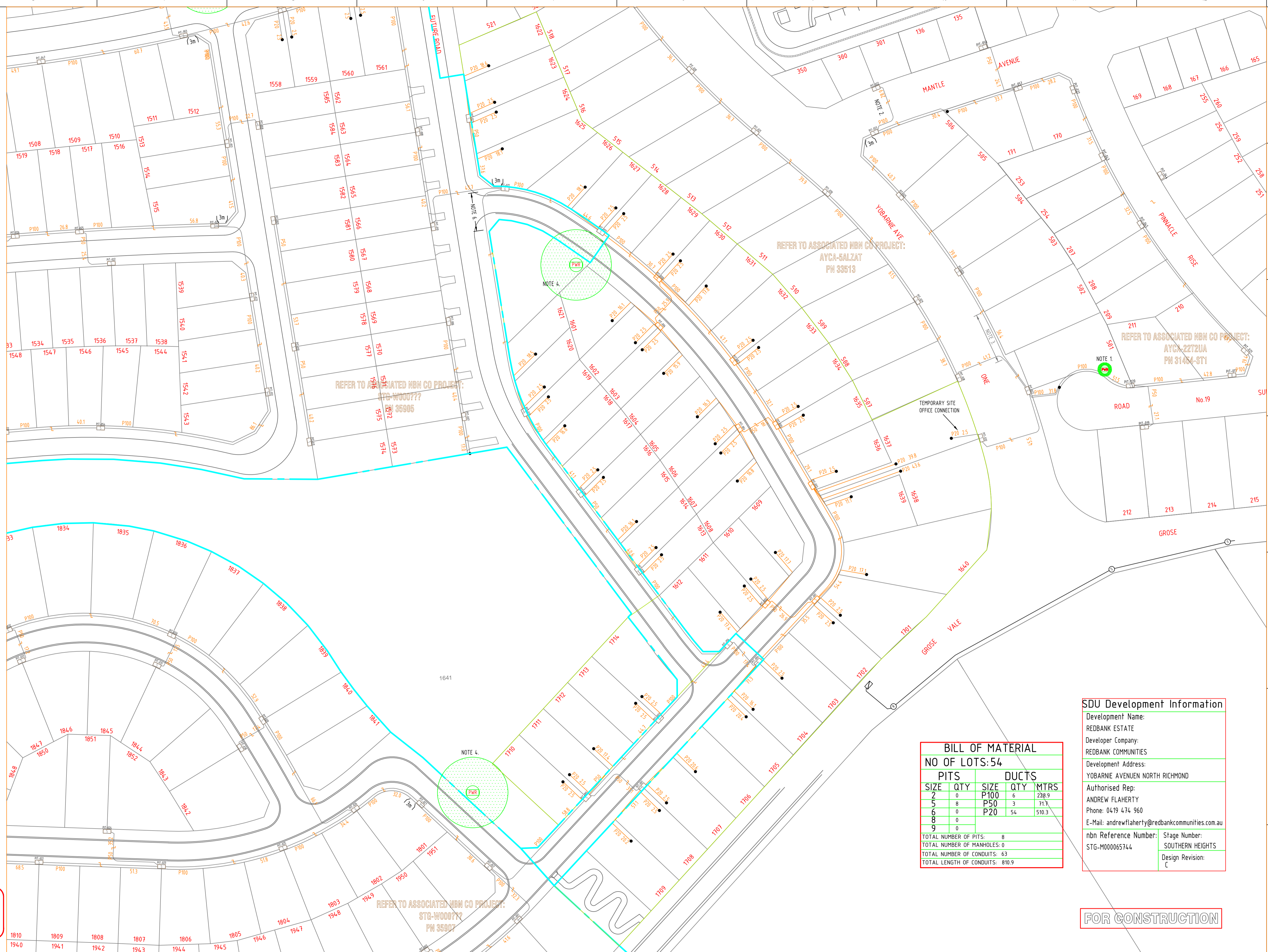


NBN NOMINAL DIMENSIONS (mm)			
PIT TYPE	L	W	D
Local Network Pit/Network Boundary Pit	700	450	650
Local Network Connection Pit	1360	555	860
Distribution Pit	1360	555	860
FDH PIT	2000	555	900



DESIGN & CONSTRUCTION AS PER NBN GUIDELINES DOCUMENT.  
 \* INSTALLING PIT AND CONDUIT INFRASTRUCTURE - GUIDELINES FOR DEVELOPERS - 08/07/2018

CIVIL CONTRACTORS ARE NOT TO LINK INTO EXISTING TELSTRA OR OTHER SERVICE PROVIDER NETWORK. NEW NETWORK WILL BE LINKED UNDER FUTURE PROJECT.  
 PIT AND PIPE ONLY WITH-IN THE DEVELOPMENT



BILL OF MATERIAL			
NO OF LOTS: 54			
PITS		DUCTS	
SIZE	QTY	SIZE	QTY MTRS
2	0	P100	6 228.9
5	8	P50	3 71.7
6	0	P20	54 510.3
8	0		
9	0		

TOTAL NUMBER OF PITS: 8  
 TOTAL NUMBER OF MANHOLES: 0  
 TOTAL NUMBER OF CONDUITS: 63  
 TOTAL LENGTH OF CONDUITS: 810.9

SDU Development Information	
Development Name:	REDBANK ESTATE
Developer Company:	REDBANK COMMUNITIES
Development Address:	YOBARNIE AVENUE NORTH RICHMOND
Authorised Rep:	ANDREW FLAHERTY
Phone:	0419 474 960
E-Mail:	andrewflaherty@redbankcommunities.com.au
nbn Reference Number:	STG-M000065744
Slage Number:	SOUTHERN HEIGHTS
Design Revision:	C

FOR CONSTRUCTION



REV	DATE	DRAFTER	DESCRIPTION	APPROVED
-C.01	26/05/2021	CIPRIAN PASCU	FOR CONSTRUCTION	
-B.01	26/03/2021	CIPRIAN PASCU	PRELIMINARY - PIT & PIPE AMENDED	
-A.01	25/01/2021	CIPRIAN PASCU	PRELIMINARY	

STRICTLY CONFIDENTIAL

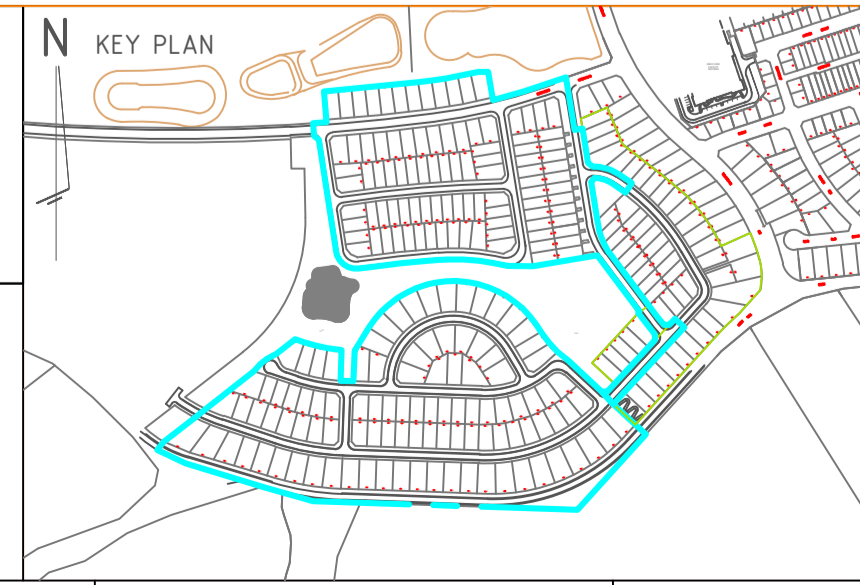
NBNCO APPROVAL RECORD:

SIGNATURE	DATE
<input type="checkbox"/> DD	
<input type="checkbox"/> WD	
<input type="checkbox"/> AB	

QUALITY RECORD:

NBNCO DISCLAIMER  
 THIS DOCUMENT HAS BEEN PREPARED SOLELY FOR THE USE OF NBNCO LIMITED (ABN 86 136 533 741) FOR USE IN MAINTAINING NBNCO FACILITIES. IT HAS NOT BEEN CREATED FOR ANY OTHER USE. IT SHOULD NOT BE SCALED TO LOCATE NBNCO ASSETS. NO WARRANTY IS GIVEN THAT THE INFORMATION IS ACCURATE OR COMPLETE.

DESIGN IT TELCO PTY. LTD



DRAWING TITLE:  
 54 LOTS SUBDIVISION - PIT & PIPE PROJECT  
 YOBARNIE, AVENUE, NORTH RICHMOND  
 SOUTHERN HEIGHTS

ENABLE#:	
STATE:	NSW
REGION:	
FSA:	SAM:
ADA:	
PROJECT No:	STG-M000065744
CADREF No:	PN 35906
SCALE:	N/A
SHEET No:	1 OF 1
REV:	C